



**3 - 5 Beds**

**2.5 - 5 Baths**

**2,720 - 4,800 Sq Ft**

**COMMUNITY CONTACT**

5013 KINGS PINNACLE DRIVE  
 KINGS MOUNTAIN, NC 28086

NONE

NONE

The Charleston is an expansive ranch home plan. Beautiful foyer open to formal dining room and flex room which makes for a great in home office. Huge family room with natural light wall of windows. Chefs kitchen with large island open to family room and breakfast. This home has spa like owners suite with huge soaking tub and separate shower. His and her vanities and nice sized closet. 6 foot drop zone in mudroom makes a great catch all. 10 foot ceiling on the first floor. This ranch can also be turned into a two story home. You can add a bonus room, craft area, additional full bath and a 4th bedroom.

## Available Elevations



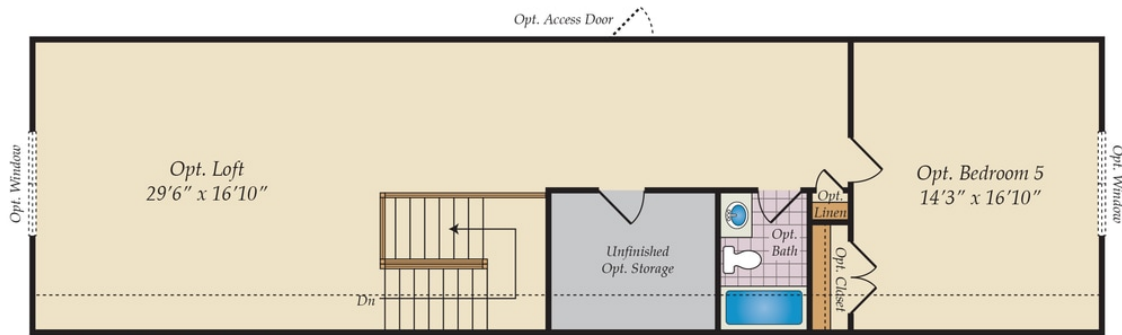
## OPT. LOWER LEVEL



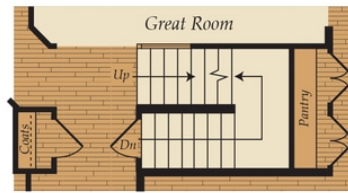
## FIRST FLOOR




## OPT. SECOND FLOOR & REAR PORCH OPTIONS



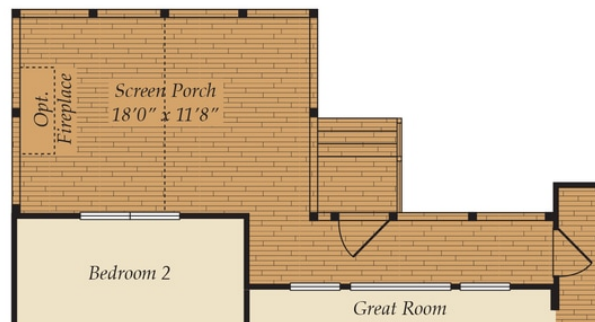
OPT. FINISHED SECOND FLOOR



STAIRS W/ OPT. SECOND FLOOR & BASEMENT

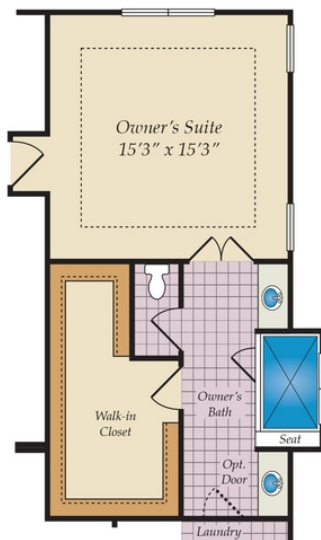


OPT. REAR DECK




OPT. SCREEN PORCH

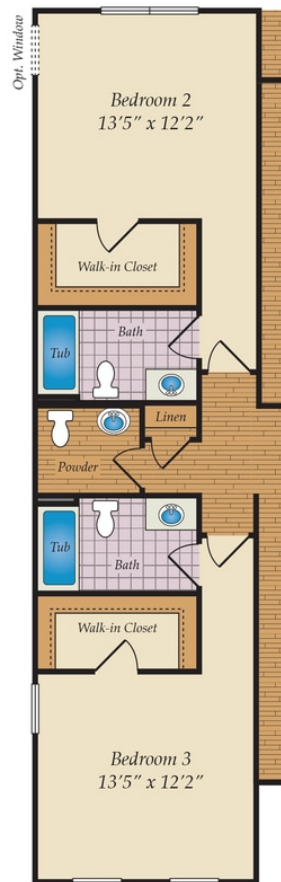
## OTHER OPTIONS



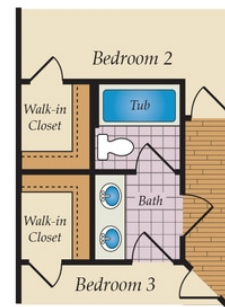
ALTERNATE OWNER'S SUITE



OPT. 3RD CAR GARAGE



OPT. DUAL BEDROOM SUITES  
W/ POWDER ROOM



OPT. BUDDY BATH