



Single Family

Priced From

\$1,069,990

4 - 6 Beds

2.5 - 4.5 Baths

3,274 - 7,485 Sq Ft

COMMUNITY CONTACT

14108 DAWN WHISTLE WAY
 BOWIE, MD 20721

301-517-7314

INFO@CARUSOHOMES.COM

The Lexington II plan features the highly sought after first floor master suite floor plan starting at 3,274 sq. ft. with the capability of up to 7,485 sq. ft. and up to 6 bedrooms. Choose from hundreds of luxury options and finishes to design your dream...gourmet kitchen, stone or modern fireplaces, dual masters, 2nd floor rec room, spa baths, and basements made for entertaining with theater room, wet bar and much more!

Available Elevations



Elevation 1



Elevation 2

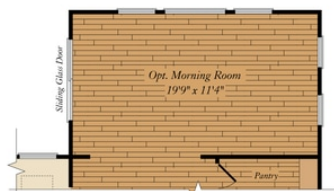


Elevation 3

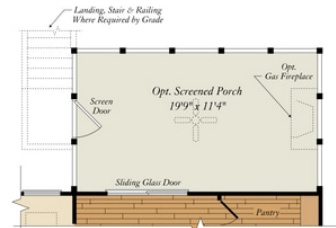
FIRST FLOOR



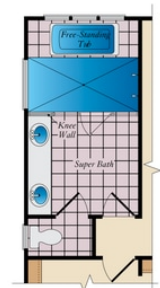
OPT. SITTING ROOM



OPT. MORNING ROOM



OPT. SCREENED PORCH



ALT. OWNER'S BATH

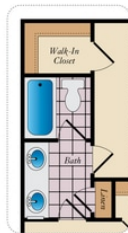


OPT. BOX BAY

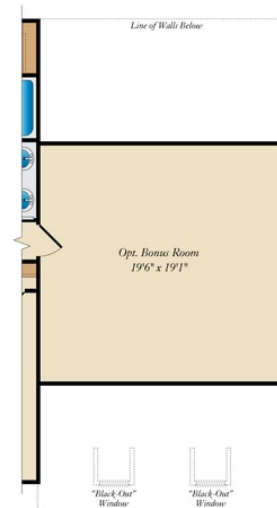


OPT. SIDE LOAD GARAGE

SECOND FLOOR



OPT. BATH #3



OPT. BONUS ROOM

BASEMENT

