



4 - 5 Beds

3.5 - 6 Baths

3,494 - 5,700 Sq Ft

The Statesville is a single family estate home starting at 3,494 square feet, with options to expand up to 5,700 square feet of living space. The main level features a foyer with a formal dining room and library at the front of the home. The rear of the home has an open format with a large great room that is open to an eat-in kitchen with a walk-in pantry and large central island. This level also includes a mud room, powder room and an in-law suite with a full bath. Choose to expand the home with an optional screened porch with outdoor fireplace. The second level offers 4 bedrooms, two full baths and a spacious loft area for additional living space. The primary suite includes two huge walk-in closets and an ensuite spa bath. For those who need more bedrooms, a third floor can be added with a loft and 5th bedroom. The optional basement (where offered) can be finished to include a rec room, den and more. Select from hundreds of upgrades and finishes to personalize the Statesville into the home of your dreams.

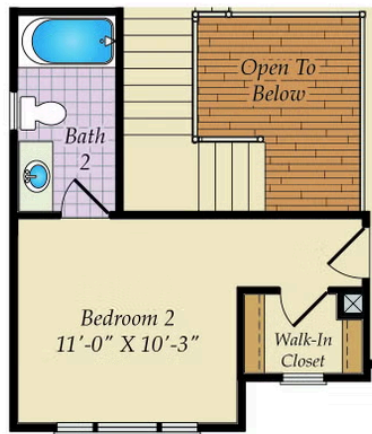
Available Elevations



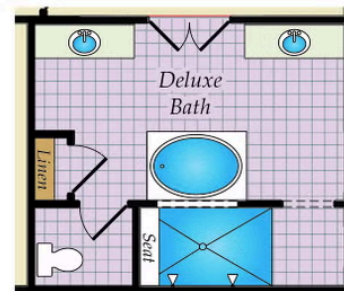
FIRST FLOOR



SECOND FLOOR

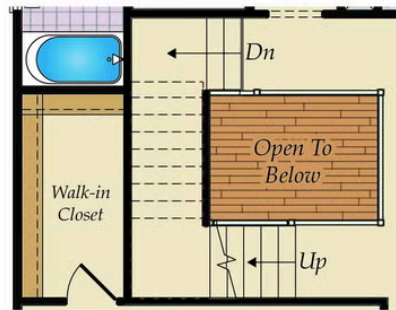


BEDROOM 2 WITH BATHROOM 2

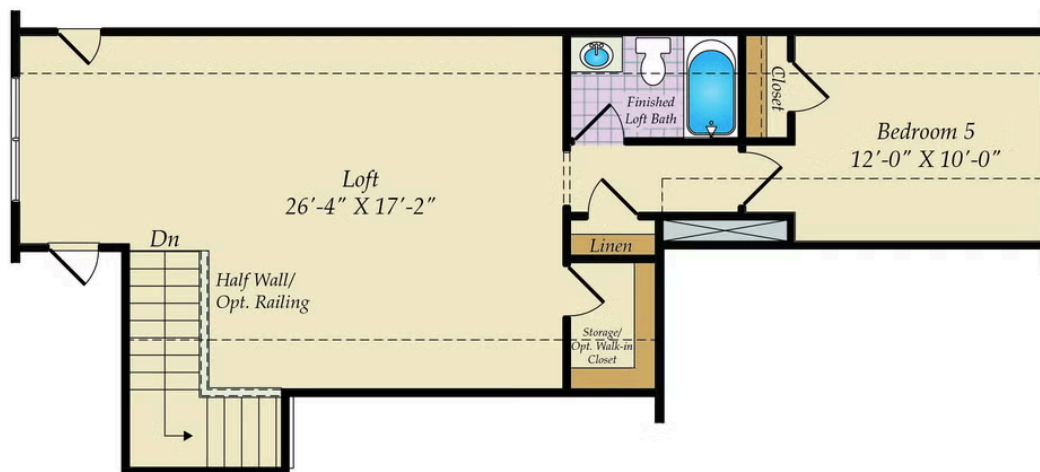


OPT. DELUXE BATH

OPTIONAL THIRD FLOOR



STAIRS ON SECOND FLOOR
W/ OPT. THIRD FLOOR



OPTIONAL THIRD FLOOR

OPTIONAL BASEMENT



FIRST FLOOR BASEMENT STAIRS

