



4 - 5 Beds

2.5 - 6.5 Baths

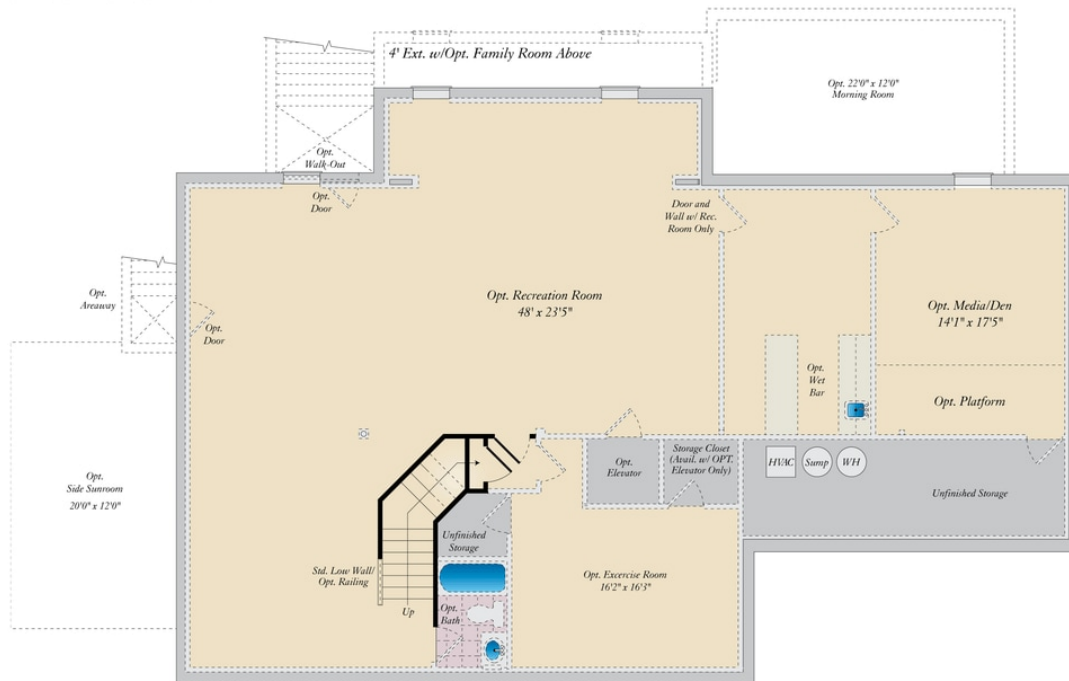
4,554 - 8,162 Sq Ft

The Monticello plan is a gorgeous estate home starting at 4,554 square feet, with options to expand up to 8,162 square feet of elegant living space. The home can be built with a two or three car garage and is available in many elevations, including brick and stone combination fronts and craftsman styles. Inside, this home is loaded with luxury including a grand two-story foyer, a spacious kitchen and multiple additions such as a morning room and conservatory. Retreat to the owner's suite where you can enjoy a sitting area with optional fireplace, a dreamy his & her walk-in closet and an opulent spa bath with the option to add an exercise room. This basement is ready for fun and entertainment when you add options such as a rec room, theater room, wet bar and a den or 5th bedroom. There are endless ways to personalize this luxurious home with your own unique style.

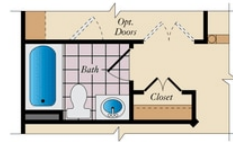
Available Elevations



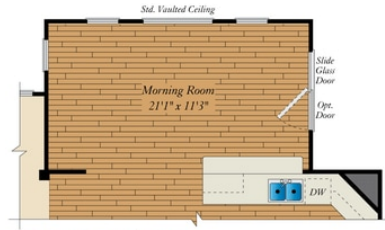
BASEMENT



FIRST FLOOR



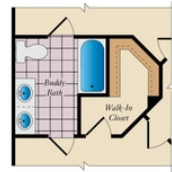
OPT. FULL BATH



OPT. MORNING ROOM



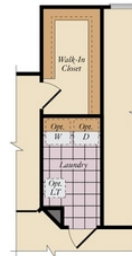
SECOND FLOOR



OPT. BUDDY BATH



OPT. 4TH BATH



OPT. LAUNDRY



OPT. BUDDY BATH WITH OPT. 2-STORY
CONSERVATORY



OPT. SUPER BATH W/ OPT EXERCISE ROOM