



Single Family

Available In

**1** COMMUNITY  
& ON YOUR LOT

**4 - 5 Beds**

**2.5 - 6.5 Baths**

**4,554 - 8,162 Sq Ft**

The Monticello Craftsman plan is a gorgeous estate home starting at 4,650 square feet, with options to expand up to 7,610 square feet of elegant living space. The home can be built with a two or three car garage and is available in many elevations, including brick and stone combination fronts and craftsman styles. Inside, this home is loaded with luxury including a grand two-story foyer, a spacious kitchen and multiple additions such as a morning room and conservatory. Retreat to the owner's suite where you can enjoy a sitting area with optional fireplace, a dreamy his & her walk-in closet and an opulent spa bath with the option to add an exercise room. This basement is ready for fun and entertainment when you add options such as a rec room, theater room, wet bar and a den or 5th bedroom. There are endless ways to personalize this luxurious home with your own unique style.

## Available Elevations



Elevation 31

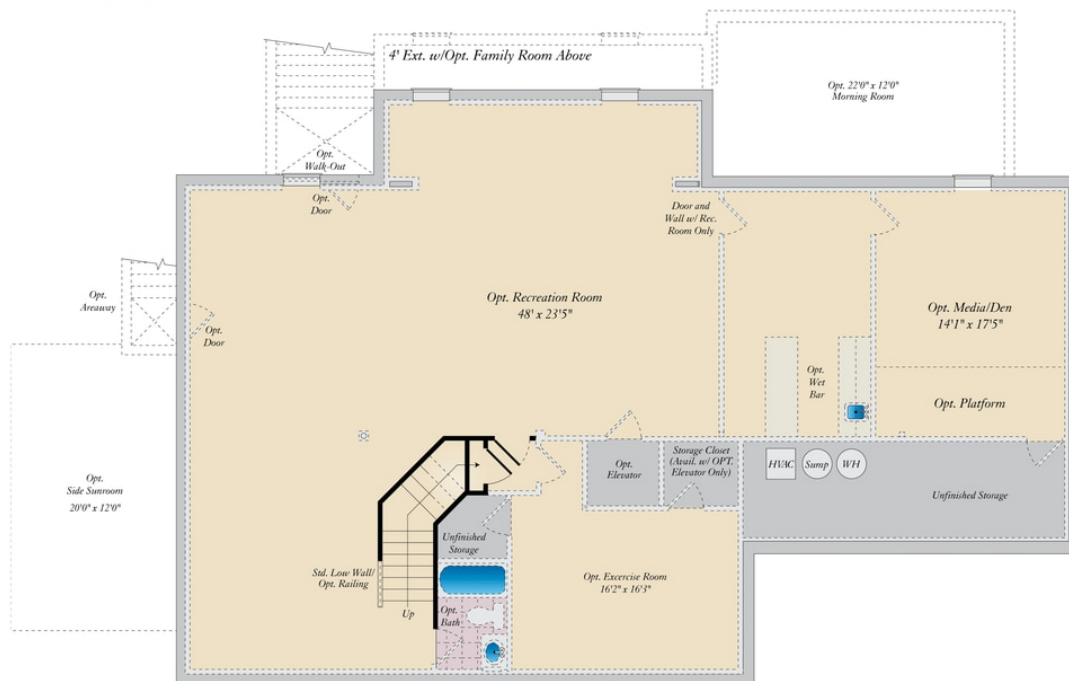


Elevation 32

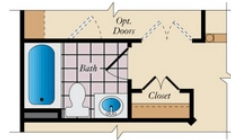


Elevation 33

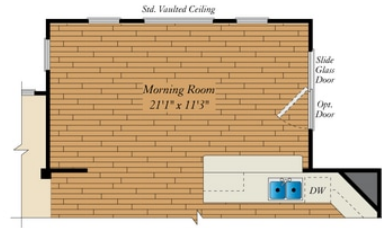
## BASEMENT



## FIRST FLOOR



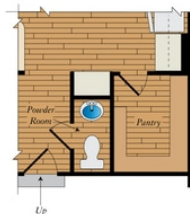
OPT. FULL BATH



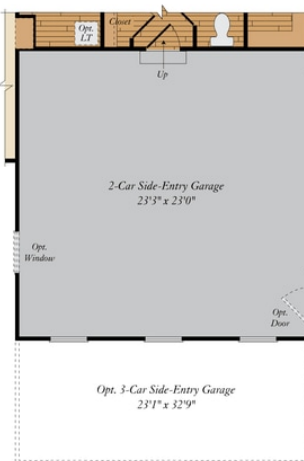
OPT. MORNING ROOM



OPT. CONSERVATORY

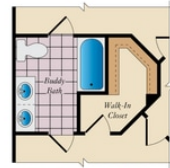


OPT. POWDER ROOM



OPT. 3-CAR SIDE-ENTRY GARAGE

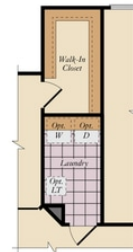
## SECOND FLOOR



OPT. BUDDY BATH



OPT. 4TH BATH



OPT. LAUNDRY



OPT. BUDDY BATH WITH OPT. 2-STORY  
CONSERVATORY



OPT. THOMAS'S CHOICE BATH W/ OPT  
EXERCISE ROOM