



3 - 5 Beds

2.5 - 5 Baths

2,720 - 4,800 Sq Ft

The Charleston is an expansive ranch home plan that comes standard with a two-car garage. A beautiful foyer opens to a formal dining room and flex room which makes for a great in-home office. A huge great room features a wall of windows to bring in plenty of natural light into the open space. The kitchen is an entertainer's dream with a large island and breakfast area. This home has a spa like owners suite with huge soaking tub and separate shower, his and her vanities and two walk-in closets. A mud room with an optional 6 foot drop zone makes a great catch all. If you love living outdoors, you can add a fabulous screened porch and loggia with an outdoor fireplace. This ranch can also be turned into a two story home with room for a loft, additional full bath and an extra bedroom. With plenty of optional features to choose, you can truly design this home to fit your needs and style.

Available Elevations



OPT. LOWER LEVEL

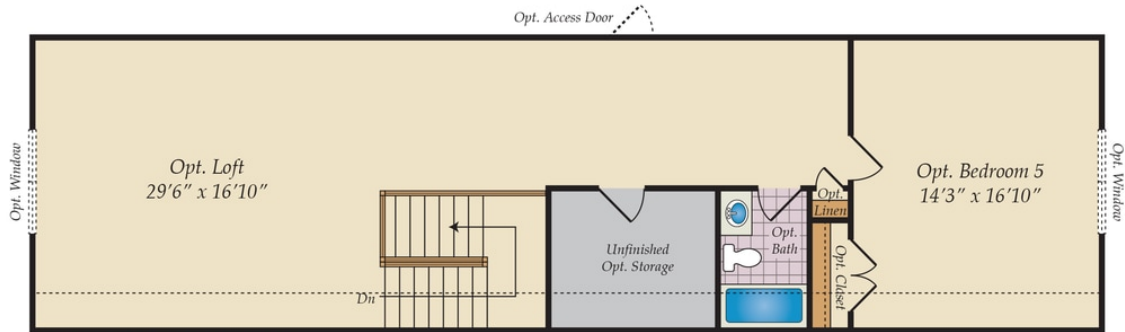


OPT. FINISHED BASEMENT

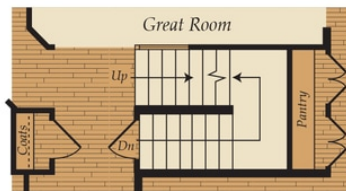
FIRST FLOOR




OPT. SECOND FLOOR & REAR PORCH OPTIONS



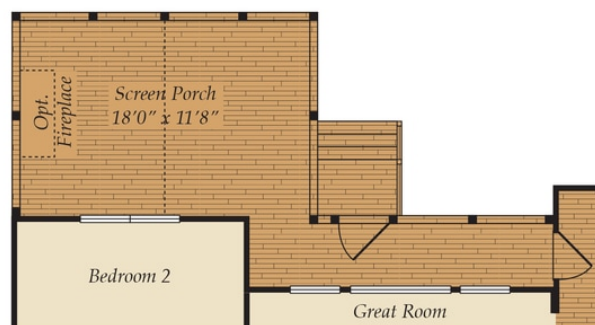
OPT. FINISHED SECOND FLOOR



STAIRS W/ OPT. SECOND FLOOR & BASEMENT

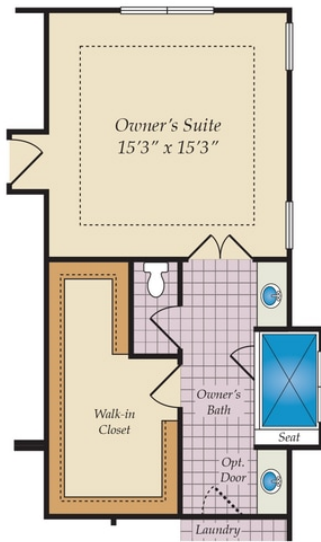


OPT. REAR DECK




OPT. SCREEN PORCH

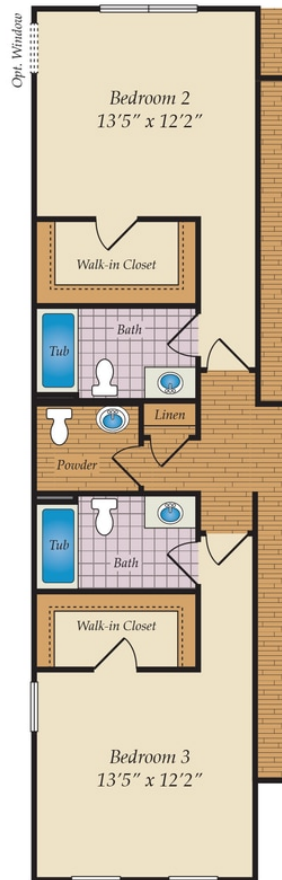
OTHER OPTIONS



ALTERNATE OWNER'S SUITE



OPT. 3RD CAR GARAGE



OPT. DUAL BEDROOM SUITES
 W/ POWDER ROOM



OPT. BUDDY BATH