



**3 - 5 Beds**

**2 - 4.5 Baths**

**2,720 - 4,800 Sq Ft**

The Charleston is an expansive ranch home plan that comes standard with a two-car garage. A beautiful foyer opens to a formal dining room and flex room which makes for a great in-home office. A huge great room features a wall of windows to bring in plenty of natural light into the open space. The kitchen is an entertainer's dream with a large island and breakfast area. This home has a spa like owners suite with huge soaking tub and separate shower, his and her vanities and two walk-in closets. A mud room with an optional 6 foot drop zone makes a great catch all. If you love living outdoors, you can add a fabulous screened porch and loggia with an outdoor fireplace. This ranch can also be turned into a two story home with room for a loft, additional full bath and an extra bedroom. With plenty of optional features to choose, you can truly design this home to fit your needs and style.

## Available Elevations



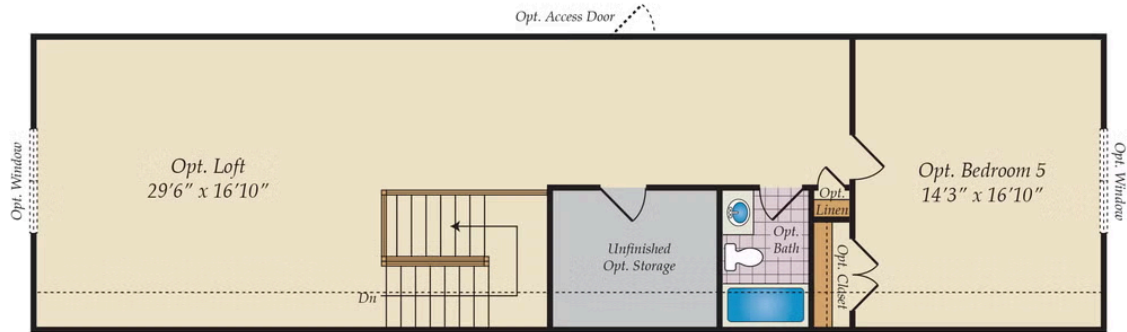
## OPT. LOWER LEVEL



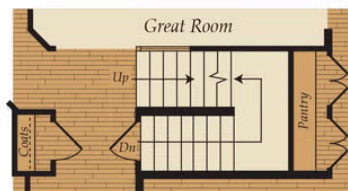
## FIRST FLOOR



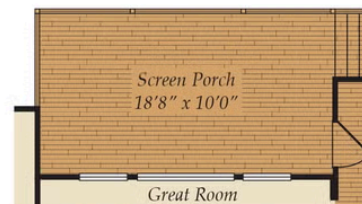
## OPT. SECOND FLOOR & REAR PORCH OPTIONS



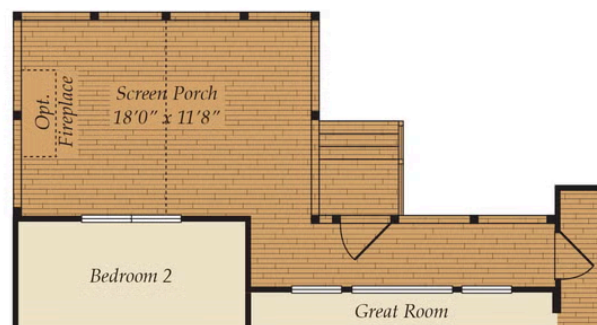
OPT. FINISHED SECOND FLOOR



STAIRS W/ OPT. SECOND FLOOR & BASEMENT



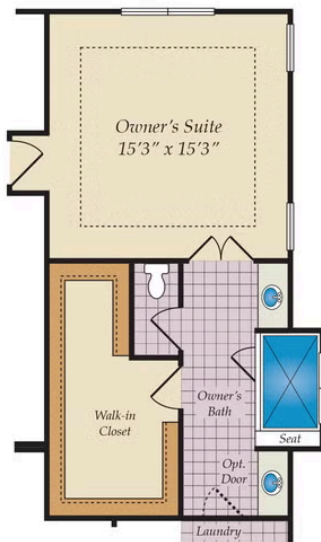
OPT. REAR DECK




OPT. SCREEN PORCH



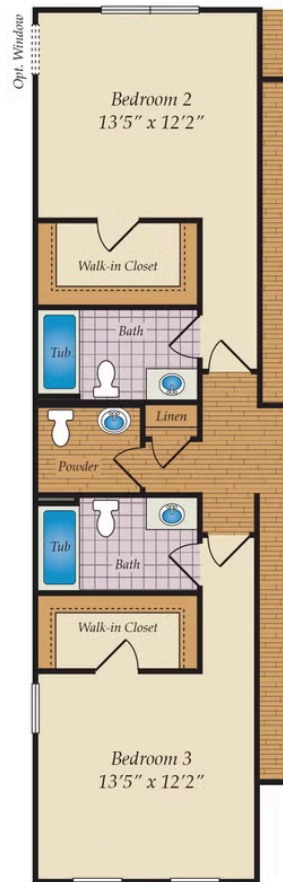
## OTHER OPTIONS



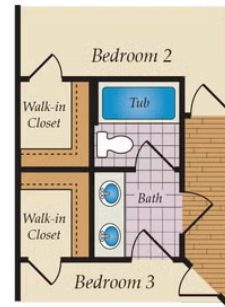
ALTERNATE OWNER'S SUITE



OPT. 3RD CAR GARAGE



OPT. DUAL BEDROOM SUITES  
W/ POWDER ROOM



OPT. BUDDY BATH