



3 - 4 Beds

2.5 - 4.5 Baths


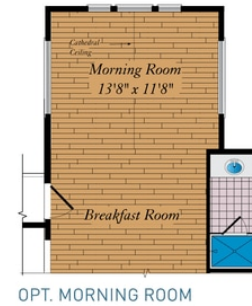
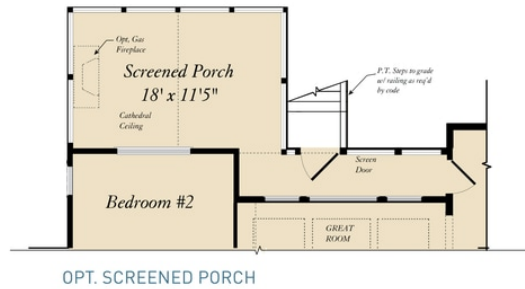
2,614 - 5,377 Sq Ft

The Charleston II is an expansive ranch home plan. Beautiful foyer open to formal dining room and flex room which makes for a great in home office. Huge family room with natural light wall of windows. Chefs kitchen with large island open to family room and breakfast. This home has a spa like owners suite with huge soaking tub and separate shower. His and her vanities and nice sized closet. 6 foot drop zone in mudroom makes a great catch all. This ranch can also be turned into a two story home. You can add a bonus room, craft area, additional full bath and a 4th bedroom.

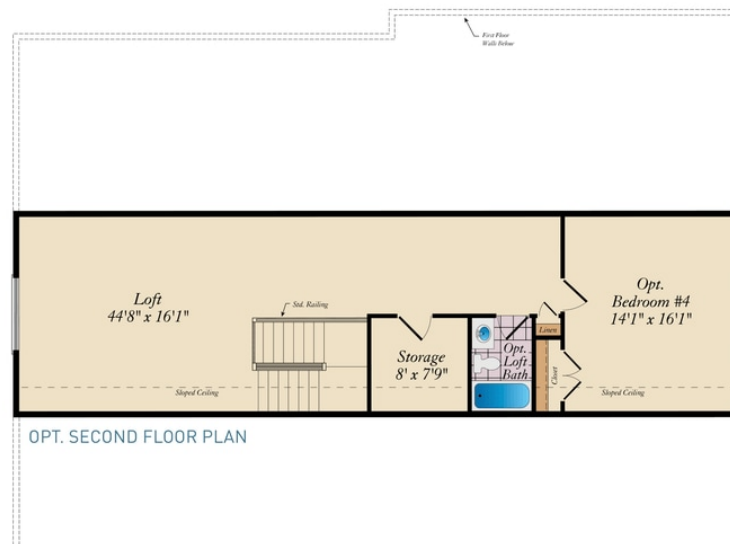
Available Elevations



FIRST FLOOR



SECOND FLOOR



BASEMENT

