



Single Family

Priced From

\$1,195,990

4 - 5 Beds

2.5 - 6.5 Baths

4,554 - 8,162 Sq Ft

COMMUNITY CONTACT

14108 DAWN WHISTLE WAY
BOWIE, MD 20721

301-517-7314

INFO@CARUSOHOMES.COM

The Monticello plan is a gorgeous estate home starting at 4,554 square feet, with options to expand up to 8,162 square feet of elegant living space. The home can be built with a two or three car garage and is available in many elevations, including brick and stone combination fronts and craftsman styles. Inside, this home is loaded with luxury including a grand two-story foyer, a spacious kitchen and multiple additions such as a morning room and conservatory. Retreat to the owner's suite where you can enjoy a sitting area with optional fireplace, a dreamy his & her walk-in closet and an opulent spa bath with the option to add an exercise room. This basement is ready for fun and entertainment when you add options such as a rec room, theater room, wet bar and a den or 5th bedroom. There are endless ways to personalize this luxurious home with your own unique style.

Available Elevations



Elevation 1

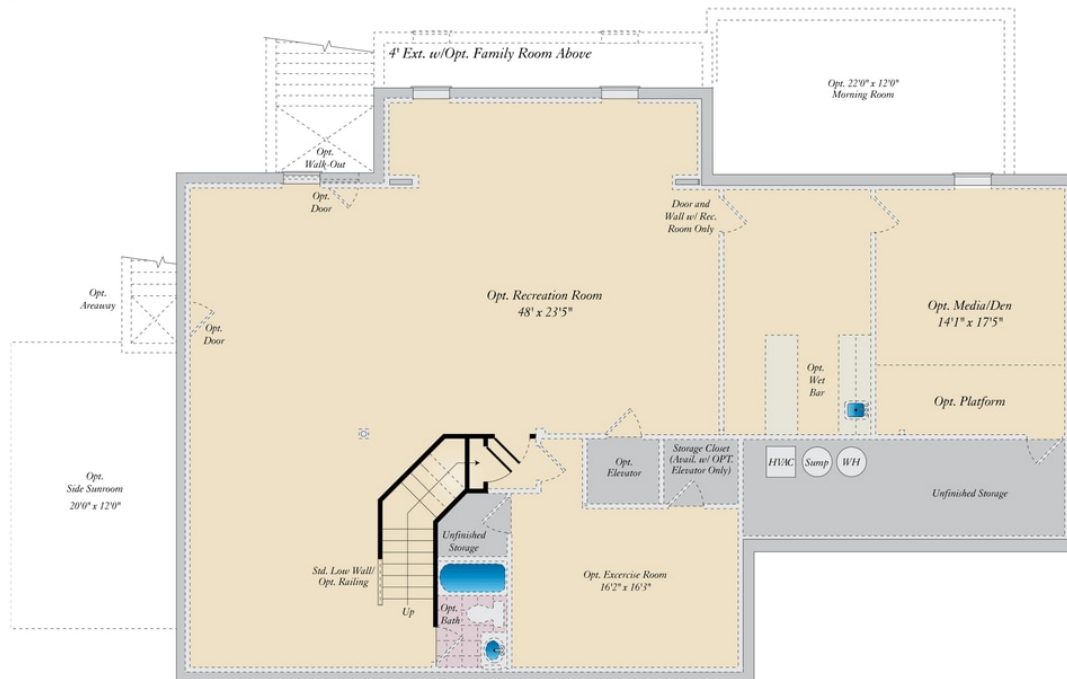


Elevation 2

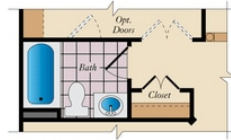


Elevation 3A

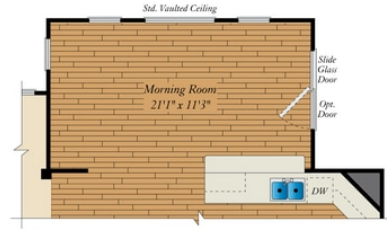
BASEMENT



FIRST FLOOR



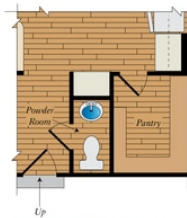
OPT. FULL BATH



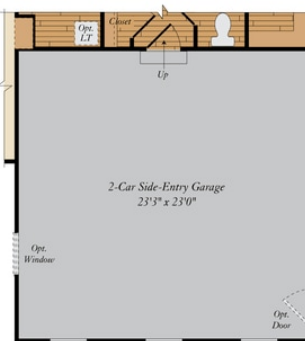
OPT. MORNING ROOM



OPT. CONSERVATORY



OPT. POWDER ROOM



OPT. 3-CAR SIDE-ENTRY GARAGE

SECOND FLOOR

